

USDA EXPORT MARKET DEVELOPMENT PROGRAMS: MAP & FMD PARTNER FOR ECONOMIC GROWTH



A new study shows USDA market development programs significantly increase **export revenue, farm profits and job growth.**



Not for profit producer organizations contribute **\$468.7 MILLION** to these programs.

THAT'S MORE THAN

70%



United States Department of Agriculture
Foreign Market Development (FMD) & Market Access Program (MAP) total annual budgets provide only

30%

The 2016 study confirms a VERY high rate of return

\$\$\$



\$28 returned in export revenue for every

\$1 INVESTED

↑ AG EXPORT VOLUME, PRICES & REVENUE GREW

Annual export value increased by

\$8.2 BILLION



That means MAP & FMD contributed more than

15%



of ALL export revenue!

For a GRAND TOTAL of

\$309 BILLION



THAT MEANS SIGNIFICANT POSITIVE EFFECTS FOR EVERY FARMER & RANCHER



LIKE INCREASED
Net Farm Income by **\$27.3 BILLION**

And an additional **93,000** farm and food sector

JOBS

THAT'S A BIG BOOST FOR THE RURAL ECONOMY!

AND...



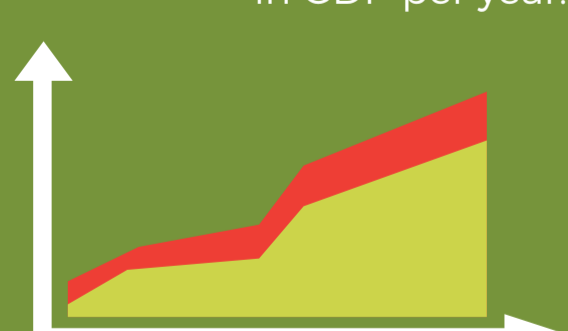
the study shows MAP & FMD multiply beneficial effects into the **whole American economy.**

Like increasing economic output by **\$510.9 BILLION** from 2002-2014


FROM 2002-2014, MAP & FMD ADDED...

ALMOST **\$220 BILLION** IN OVERALL GDP

That's more than **\$16 BILLION** in GDP per year!



All from services, production agriculture and food processing.

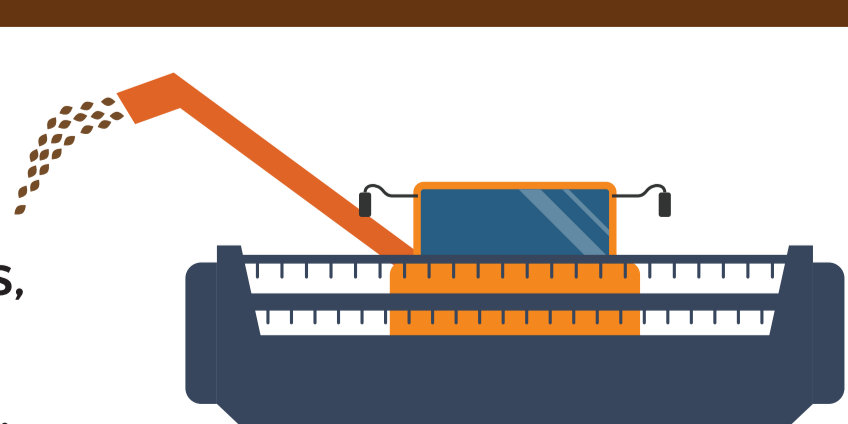


PLUS AN ADDITIONAL

240,000 U.S. JOBS

2016 RESULTS CONFIRM

No matter how you measure the effects, MAP & FMD consistently contribute to economic development across America.



***This data is the results of research studies conducted by Informa Economics and partners Dr. Gary W. Williams, Jeffrey J. Reimer, Dr. Rebekka M. Dudensing, Dr. A. McCarl, Dr. Harry Kaiser. These studies were conducted using an export demand model as to be influenced by using the same analytical method repeatedly. Separate models measured impact on farm and general economy under both full and less than full employment to better approximate range of possible outcomes. To view the study findings please visit <http://SOMEWEBSITE>. This infographic is a product of ORGANIZATION NAME.